



# CEAD

continuing education in art and design

## PART TIME COURSES 2015/2016

### Student Information and Course Handbook

Diploma

Certificates

Audit Credit Modules 

Foundation courses 

Short Courses 

National College of Art & Design  
Coláiste Náisiúnta Ealaíne is Deartha

CLOSING DATE FOR APPLICATIONS IS  
7 SEPTEMBER 2015

[www.ncad.ie](http://www.ncad.ie)

# Contents

INTRODUCTION	1
ACCREDITED COURSES	2
Part-time Diploma in Art and Design	2
Drawing and Visual Investigation (DVI)	3
Photography and Digital Imaging (P+DI)	4
Certificate in Visual Arts Practice	5
AUDIT/CREDIT COURSES (AC)	8
Drawing: Techniques and Developing Ideas	9
Drawing/Print/Mixed Media	11
Extending your Visual Language	12
Sculpture and Drawing – Combining Techniques	13
Embroidered Textile Design	16
Materials, Techniques and Language of Painting	17
Painting and Visual Research Methods	18
Ceramics	19
Printed Textile Design	20
Jewellery Design	21
Bronze-Casting as a Sculptural Process	24
Part Time Audit-Credit Module in Visual Culture	25

NON CREDIT SHORT COURSES	27
<b>Fine Art – Drawing and Painting</b>	
Drawing from Life	27
Painting: Landscape and Cityscape	27
Drawing and Colour Studies – Introduction	27
Drawing Approaches – Studio Skills and Notebooks	27
Drawing and Painting the Figure	28
Techniques of Watercolour	28
Painting Processes	28
Printmaking – Etching and Carborundum	28
<b>Fine Art – Sculpture</b>	
Constructing Sculpture through Bronze Casting – Introductory	29
<b>Fine Art – Media</b>	
Photography	30
<b>Design – Ceramics, Glass and Metals</b>	
Jewellery	30
Stained Glass – Introductory	31
Stained Glass – Intermediate	31
<b>Design – Visual Communications</b>	
Type and Image	31
Letterpress Printing	32
<b>Design – Fashion and Textiles</b>	
Embroidered Textile Design	33
<b>Pre Third Level Courses</b>	
Portfolio Preparation	33
<b>CONTINUING PROFESSIONAL DEVELOPMENT</b>	34
Website Design & Promotion for Visual Artists and Craftspeople	34
<b>FREQUENTLY ASKED QUESTIONS</b>	38



The National College of Art and Design offers the most extensive range of part-time art and design courses in Ireland. Over 800 students participate in the continuing education programme annually. Courses are provided at different levels to facilitate students who want to participate in flexible learning opportunities, gain qualifications and progress within third level. Continuing education also provides courses for individuals interested in returning to education, or those wanting to enhance their existing skill and knowledge in art and design through participation in short courses. CEAD students include: individuals who have a commitment to making fine art and design work and want to continue in practice; individuals interested in expanding their art skills and knowledge of art processes; experienced visual arts practitioners who want to return and renew their arts practice; mature students who are interested in progressing within higher education system and want to pursue a career in visual art and design.

Students can access the library for reading purposes and students registered for accredited options such as AC or Certificate courses will have borrowing rights in the library. CEAD students can submit work for the annual exhibition, which takes place in July on the college campus. The exhibition is organised by the evening students union and selection of students work for exhibition is by an independent panel.

Students whose work is presented and selected for Exhibition will be required to pay an additional contribution towards display of work.

[cead@ncad.ie](mailto:cead@ncad.ie)

[www.ncad.ie](http://www.ncad.ie)

Link to Facebook page: CEAD NCAD 

**CEAD OPEN DAY SATURDAY 13<sup>th</sup> FEBRUARY 2016 11–2pm**

**PayPal now available for NON CREDIT and AUDIT CREDIT courses**



**Please reference CEAD in all payments**

**(please note: you will need to complete and send an application form as in the past)**

# Certificate and Diploma Courses:

Part-time Diploma in Art and Design

Certificate in DRAWING and VISUAL INVESTIGATION, (DVI)

Certificate in PHOTOGRAPHY AND DIGITAL IMAGING, (PDI)

Certificate in VISUAL ART PRACTICE, (VAP)

## PART-TIME DIPLOMA IN ART AND DESIGN

### *Introduction*

This part-time undergraduate course offers an opportunity for mature students interested in establishing a personal direction in their art and design practice to attend a flexible programme leading to an NUI Diploma. Typically students will complete an NUI Certificate course with CEAD (such as; DVI, or VAP), have accumulated 20 credits and then apply to the part-time Diploma programme. Students who successfully achieve the learning outcomes in the Diploma course will have accumulated 60 ECTS credits and are eligible to apply for year two of an undergraduate degree programme in Fine Art or Design at NCAD or another college of art and design. The Part-time Diploma in Art & Design is a Level 7 qualification and is a minor award within NFAQ.

Students applying to the Diploma course need to submit a portfolio and an application form available from [cead@staff.ncad.ie](mailto:cead@staff.ncad.ie).

**CLOSING DATE FOR APPLICATIONS  
IS JUNE 16<sup>TH</sup> 2016.**

The Diploma provides an intensive learning experience for students who are committed to expanding their visual vocabulary, through experimentation and analysis of visual material. Through a series of practical projects, workshops and seminars, students will explore and manipulate a range of materials and acquire technical skills applicable to studio practice. Students will be encouraged to work as part of a group, and develop their ability to manage and direct their learning outside of tutor contact time. During the course students will be encouraged to work across disciplines, though in the latter part of the course, they will establish a direction in relation to the development of an art/design practice, focusing on a discipline specific pathway.

A lecture and seminar programme in visual culture is integrated with the studio programme to provide a theoretical and contextual framework for students.

The diploma involves studio based learning, lectures, seminars and self directed learning. Students will devote approximately 80% of their learning effort within studio practice and the remaining 20% is concerned with visual culture.

### **This course aims to:**

- Introduce students to concepts, ideas and research processes in art and design,
- Provide students with technical skills applicable to studio practice,
- Encourage students to generate and develop ideas across fine art and design subject areas,
- Introduce students to visual culture and themes in art and design history,

### *Course modules*

- Visual Research Methods, Drawing and Visual Investigation, Workshops 2d/3d,
- Electives (Discipline Experience),
- Contextual Development,
- Discipline Development
- Visual Culture 1 & 2

### *Application Process*

Students applying to this course should be 23 years or over, submit a portfolio and an application form and fulfill criteria for accessing a third level college as mature student. Details of application process, submission deadlines for application forms and selection criteria are available from [cead@ncad.ie](mailto:cead@ncad.ie).



Closing date for applications for DVI / PDI Certificate courses, 16<sup>TH</sup> June 2016.

Closing date for applications for VAP September 7<sup>TH</sup> 2015.

If you are interested in obtaining further information and/or an application form please contact CEAD at 01-636 4214 or [cead@staff.ncad.ie](mailto:cead@staff.ncad.ie)

Students who successfully complete an NUI Certificate with CEAD are eligible to apply to the part-time Diploma course.

Submission date for portfolio application for the diploma is June 16<sup>TH</sup> 2016.

#### *Course Duration*

In year two, students will attend on a part-time basis for approximately 30 weeks, in addition, students will attend blocked week-long sessions at intervals. Normally students will attend for a minimum 6 hours per week. The course includes; evening attendance, weekend sessions and daytime blocks at Easter.

## **CERTIFICATE COURSE** DRAWING AND VISUAL INVESTIGATION (DVI)

This part-time course in drawing and visual investigation provides students with knowledge, skills and understanding of contemporary approaches to drawing and visual research. The course aims to foster the intellectual and practical creativity of the individual. Drawing and Visual Investigation is concerned with conceptual approaches to drawing as well as developing students direct observation practical skills and their visual analysis.

The twenty-four week course includes: practical demonstration, tutor led seminars, individual tutorials, workshops, reviews, location based practical sessions, visual culture seminars and visiting lecturers. Students will be encouraged to respond to project briefs, undertake research, and with the support of tutors, develop their ideas for project work which they will; plan, research, evaluate and present for display.

The course is within the NFQ and carries 20 ECTS credits. Drawing and visual investigation involves a minimum of six hours tutor contact time over a twenty four week period (approx. 144 hours) and students will undertake additional self directed learning outside of course. The total student learning effort is approximately 400 hours of learning.

#### *Course content*

At the outset students will participate in a series of workshops and exercises to support the development of skills in observation, visual investigation, ideas generation, research and explore the use of a range of materials and techniques. Practical sessions on; notebook development and ideas generation will be followed by project based work, location drawing and lectures on visual culture and contemporary discourses in art and design. Students will respond to project briefs and undertake research for practical studio based projects. Project work will be reviewed

## CERTIFICATE COURSE

### PHOTOGRAPHY AND DIGITAL IMAGING (P+DI)

and assessed at the end of the first term and students will receive feedback from tutors on their progress.

The second term focuses on individuals developing their ideas for project work that can be extended and sustained toward the presentation and display of a coherent body of work at the end of the course. Through lectures and seminars in visual culture, students will be encouraged to develop an awareness of contemporary discourse in art history and contribute to critical discussions surrounding contemporary practices in visual culture.

Completed applications submitted by 16<sup>TH</sup> June 2016.

This one year part-time course offers students an opportunity to extend their visual vocabulary and explore the creative possibilities of photography within contemporary visual art and design practice.

The course aims to:

- Provide an in-depth understanding of practical photographic concepts
- Equip students with the skills they need to explore concepts and express ideas through photography
- Develop students knowledge of context and uses of photography within fine art, design and commercial situations
- Introduce students to concepts and ideas informing the history of photography and visual culture

#### *Overview of Content*

The course will include instruction in: advanced and alternative dark room skills, printing processes, camera use, studio photography, digital photography and image manipulation. This knowledge, coupled with discussion and analysis, will help students locate current practice within the historic tradition of photography. Through a seminar programme students will be encouraged to engage critically with the profound changes in photographic media and to make pertinent choices in relation to how they use the photographic medium. Students will undertake a historical and theoretical component and make use of the gallery and museum facilities in the vicinity of the college.

#### *Who is the course for?*

The course is suited to adults and mature students with an interest in exploring ideas through photography. Students applying for this course should be willing to experiment with a range of photographic approaches/media and be committed to developing their own personal body of work.



Students accessing this course are required to have already completed an introductory course in photography and be able to demonstrate an understanding of black and white photographic techniques, and printing processes. They should have a basic knowledge of how an SLR and digital camera works. A good level of computer literacy (i.e. a working knowledge of PC or Mac) is essential for students attending the course. Students with a background in art and design and related areas are welcome.

#### *Progression*

The Certificate in Photography and Digital Imaging is a part-time Certificate. On completion of the course students will have accumulated 20 credits at undergraduate level (NFQL6).

Completed portfolio and applications submitted by 16<sup>TH</sup> June 2016.

## CERTIFICATE COURSE

### CERTIFICATE IN VISUAL ART PRACTICE

The Certificate in Visual Arts Practice is one of a number of accredited courses available to mature students seeking flexible quality learning opportunities at NCAD. The course contains multiple modules offering choice to students, who can construct a sequential programme of learning from a multi-disciplinary modular framework. Students are required to complete four modules altogether, three studio practice modules in art and design and one module in visual culture. Successful completion of four modules over one to three years part-time will result in students being awarded an Certificate in VAP (Visual Art Practice).

This course is a minor award, it is within the national framework of qualifications (NFQL6) and carries 20 credits. Students who wish to progress and further develop their knowledge and skills in art and design are eligible to apply to the part-time Diploma course at NCAD or to undergraduate courses in art and design in other art colleges. Students should choose one course from each category:

- 1) Drawing and Visual Research; (AC02, AC03)
- 2) Materials and Media; (AC05, ACO6, AC E)
- 3) Discipline Experience (AC07, ACO8, AC09, AC10, AC11, AC12)
- 4) Visual Culture (ACVC is mandatory for Certificate)

(for further details on course content and modules offered as part of this course see the section on audit-credit)

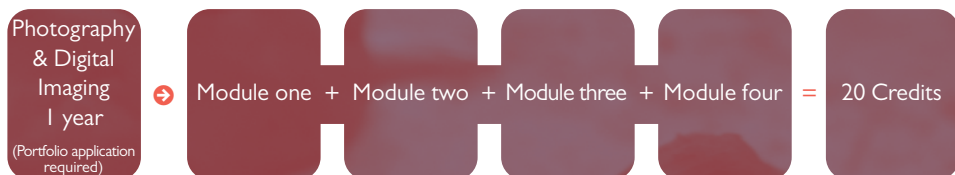
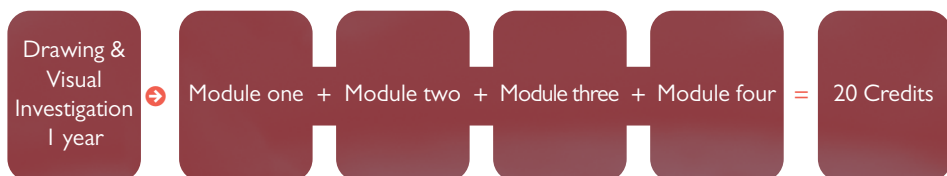
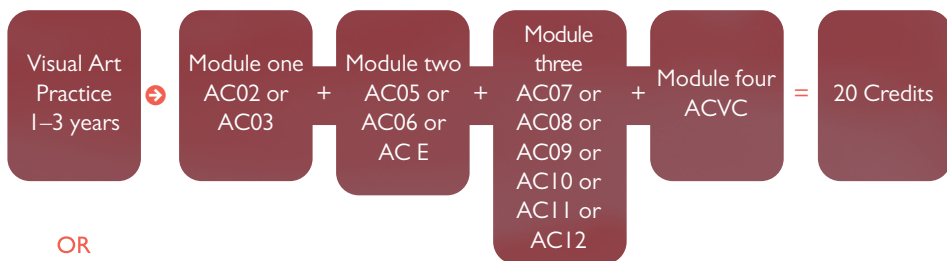
Nuala Hunt  
Head of Continuing Education in Art and Design

# CEAD

## Progression and credit accumulation

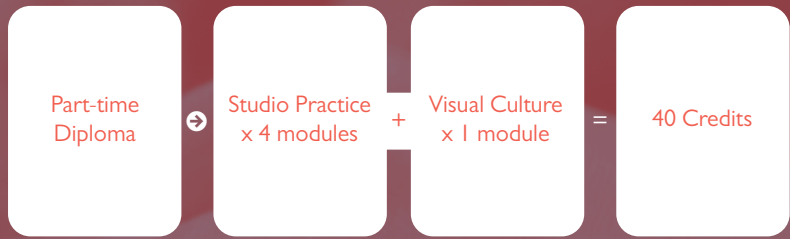
### CERTIFICATE COURSES → 20 CREDITS

### DIPLOMA → 60 CREDITS



Students can accumulate a maximum of 20 ECTS credits at Certificate level and carry these forward to the Diploma.

Students who successfully complete a Certificate course can apply to the part-time Diploma course.



**UNDERGRADUATE DEGREE**  
(Full-time)

---

**Year 2**  
60 Credits

---

**Year 3**  
60 Credits

---

180 Credits

# Audit/Credit Courses (AC)

## Certificate in Visual Arts Practice

### WHAT ARE AUDIT/CREDIT COURSES?

**Audit/Credit (AC) courses are part-time modules offered in a range of Fine Art and Design subjects. AC courses provide students with an option to study part-time and build credit toward a recognised third level qualification.**

### ENTRY REQUIREMENTS

The AC courses are for mature students (23 years of age) who can demonstrate a commitment to developing a professional practice in art and design. The audit credit courses are not suited to beginners. Normally students applying for AC will have completed introductory drawing, painting or portfolio courses or will have several years experience in related disciplines. Students will be encouraged to experiment with materials and establish ways of working which are in keeping with current developments in visual art practice.

Two options are provided for students taking Audit/Credit courses:

- Audit option: students follow the full course programme but do not submit their work for assessment and do not gain credit for accumulation purposes.
- Credit option: students submit their work for assessment by tutors and gain appropriate credit which is certified and may be used for accumulation purposes towards the completion of a Certificate, Diploma or Degree.

### PROGRESSION

Students who successfully complete a Certificate course with CEAD can apply to the part-time Diploma course NFQL7

The AC courses are normally 21/22 weeks in duration. Students will be asked to undertake additional work outside of the course contact time. Students can enrol on one or up to four courses maximum on a part-time basis each year. Students who achieve the course outcomes can accumulate credits toward a Certificate. Completion of four modules over a one to three year period will result in students being awarded a Certificate in Visual Arts Practice.

80% attendance is required for those students undertaking assessment for credit accumulation purposes. Students choosing to participate in audit/credit courses without undertaking assessment can take courses randomly within the listing.

### REGISTRATION

Students taking the AC credit option can pay the full amount including the assessment fee when submitting their application. Where students opt for auditing the course and change their mind they can register late, (closing date October 19th 2015) thereafter there is no late registration for part-time courses.

Students applying for AUDIT/CREDIT courses should complete application form 2 and return this to the college.

The audit credit courses are divided into four categories. Students interested in progressing toward a certificate should choose one course from each category:  
 Drawing and Visual Research; (AC02, AC03)  
 Materials and Media; (AC05, AC06, AC E)  
 Discipline Experience (AC07, AC08, AC09, AC10, AC11, AC12)  
 Visual Culture (ACVC)

# AC Course Content

ACO2

## DRAWING: TECHNIQUES AND DEVELOPING IDEAS

**Tutors:** Berni Markey, BA., Helen Killane, MA

**Course fee:** €415

**Day:** Tuesday

**Duration:** 22 weeks, 55 hours tutor contact time and approximately 66 hours of self directed learning

### COURSE AIMS:

This course, ACO2 gives students fundamental drawing skills for Art and Design. Students are taught a wide range of drawing techniques and how to develop ideas in sketchbooks, leading to an understanding of the creative process.

In an encouraging environment, students learn how to approach and develop project work, to stimulate and organise ideas, to develop self-evaluation skills and develop a sketchbook. Contemporary artists are used as examples to support learning in class, as well as students being taught to use them as a resource in their own work. These elements come together to form the creative process and students learn to develop their work through an individual personal project.

Students work from the life model, themselves and their home environment, the built and natural environment and objects associated with a given theme. This course provides a great foundation and skill set with which to pursue other courses.

### Why it would be good to do this course

Students will learn both the technical drawing skills and techniques for generating ideas. These two aspects are fundamental to the study of Art and Design at third level. This course is designed for mature students who have an interest in art. Students learn to draw and develop an insight into art making at third level.

The course is divided into two sections:

**Section A;** Exploring media and skills, concentrates on working from the life model in studio and outside of class from figure sources. Students explore a range of materials such as: charcoal, ink, and implements, paint, pastels and various surfaces.

**Section B,** Developing Ideas and Project Work, provides a thorough grounding in drawing starting with techniques and exercises progressing to a personal project brief. Work is developed and explored in sketchbooks, fostering an understanding of the creative process.

The learning environment is supportive and tuition is individual and group based.

### Learning outcomes,

On successful completion of the modules students should be able to:

- Demonstrate drawing skills through visual investigation of techniques and materials,
- Develop notebooks as a resource for ideas and extend visual language through research
- Examine contemporary sources and select appropriate material for project work
- Recognise in ones' own work areas of further development,
- Write a personal project outline and develop a body of work for display,

Assessment will be continuous and tutor led with group critiques to review progress throughout the course. Students will need to attend 80% of the course in order to successfully achieve the learning outcomes. Assessment includes:

- Feedback on Students' progress,
- Presentation of Sketch books including – Contextual Studies (natural and built environment, human figure) and Historical & Theoretical
- Research /Referencing
- Critiques- oral and visual presentation
- End of course display of students work

*Class size: 16*



**Tutors:** Anne Marie Keaveney, BA, M. Litt.  
Barbara Dunne, Dip.

---

**Course fee:** €420

---

**Day:** Wednesday

---

**Duration:** 22 weeks, 55 hours tuition,  
66 hours self directed learning

---

### **COURSE CONTENT:**

This course is designed to equip students with the skills and knowledge to develop their practice in print and drawing within a contemporary context. The course contains two parts: Drawing-Mixed Media and Printmaking. The two subject areas are complementary and to complete them successfully students will have to undertake self-directed learning outside of class time.

Students will be encouraged to use the library, which contains a rich source of texts for ideas developments. Students will engage in project work involving gathering source material for visual research and notebook work, which can be further developed through various projects. The same process will apply to both subjects, students will be encouraged to experiment, develop ideas and establish a creative approach to the development of subject matter. Assessment and feedback will take place at the end of each term.

### **Printmaking:**

Printmaking techniques and processes, notebook work, visual research and translation of ideas into printed plates, using dry point or etching techniques.

Drawing and Mixed media includes: introduction to research methods, developing a notebook, drawing techniques, tools and materials: life drawing, contour drawing, exploring a range of drawing media, understanding tone and its uses, collage techniques, wire/fibre and thread, scale and analysis of form and content, development of project work and submission of completed projects.

### **Learning outcomes**

Students should be able to:

- Demonstrate the use of etching and dry point techniques and apply these to the process of making plates,
- Translate ideas from notebooks, visual research into printed plates,
- Identify appropriate research sources and record ideas using notebooks,
- Demonstrate various drawing techniques and use of materials in project work,
- Write and present a project outline,
- Research and present a self directed project

The course will include: demonstration, lecture, group discussion, studio critiques, student reviews, presentation and assessment of work. Students eligible for assessment will submit work at the end of the first term and at the end of the second term. Tutors will provide students with assignments and guidelines for assessment. Students will need to submit their assignments on the dates/time specified by the course tutors. Students who successfully complete the course learning outcomes will be awarded. 80% attendance is required to complete the course outcomes successfully.

*Class size: 14*



## AC05 EXTENDING YOUR VISUAL LANGUAGE

**Tutors:** Mary Burke, BA, MA,  
MA (Digital Media Technologies).

---

**Course fee:** €415

---

**Day:** Wednesday

---

### COURSE CONTENT

This course is suited to students who have several years drawing and painting experience and wish to develop their work beyond the structure of the class. The course will be project based and will require an additional input of three hours per week outside of class time. There will be a strong emphasis on research methods and information gathering. Students will be encouraged to embark on a series of related works and set their own long-term projects. Students will be expected to provide much of their own source material however a series of short projects will be set in term 1 to provide a framework from which students can start to develop their own research.

There will also be an optional life drawing/painting block. Guidance will be given on the editing and manipulation of material so that it can be integrated into a cohesive body of work. This course should help students to become more autonomous in their work practice. Tuition will be given individually as well as at a group level. Presentation for assessment for credits is optional.

### Learning outcomes

On successful completion of this course students should be able to:

- Demonstrate a structured personal research methodology through the use of notebooks, drawings, and possibly a digital camera.
- Progress a single idea through a number documented stages and processes which can inform the development of finished works.
- Present a series of related works for display.

### Course outline

- Week 1: Introduction to course content. Students will be given a project brief for the following weeks.
- Weeks 2,3,4,5: Students will commence work on an observational project. This will involve taking a single object of their own choosing and investigating it through a series of observational studies in line, tone, scale, proportion, positive and negative space, texture and colour.
- Week 6,7: Students will receive a second project brief. This will involve the use of collage to create colour compositional studies, which will act as a starting point for developing a single large-scale painting.
- Week 8 – 11: Students will commence work on a large-scale work based on the compositional studies completed on week 7.
- Week 12: Students will be asked to decide on the content for a personal project, which will run for the duration of Term 2. Much of the research work for this project will be undertaken outside of class time.
- Week 13 – 20: Work will commence on the major personal project. Guidance and assistance will be given in the gathering and manipulation of material. Students will be brought through each stage of their project individually.
- Week 21 – 22: Display and assessment of all work.

### Assessment

Students undertaking assessment will need to attend 80% of the course.

Students who are eligible for assessment and successfully achieve the course learning outcomes will be awarded. Students will present their work for assessment at the end of the first term and also for a final assessment.

Students will be given assignments by their course tutor and present work for assessment on the dates/times specified in accordance with tutor guidelines for assessment. Students will receive feedback on their progress from the course tutor.

*Class size: 15*

AC06

## SCULPTURE AND DRAWING – COMBINING TECHNIQUES

**Tutors:** Vivian Hansbury, BA, MA.,  
Margaret Fitzgibbon BA, MA.

---

**Course fee:** €470

---

**Day:** Tuesday

---

**Duration:** 22 weeks 55 hours tutor contact time  
and 66 hours of self-directed learning.

---

### COURSE CONTENT

The course is structured around a series of demonstrations and project work. The tutors will integrate the subject areas of drawing, and sculptural processes throughout. In Semester 1, includes tutor lead demonstrations on plaster mixing, wax, body casting and clay mould, as well as visual research and ideas development with an assignment and group critique at the end. In Semester 2, students will develop their personal self-directed project based on earlier explorations developed during the course.

Students will work through a series of set projects, which will involve exploration of technical processes, and the development of conceptual skills applicable to practice. The course includes: demonstration, workshops, presentation, critiques and discussion, which explore drawing, sculpture construction, conceptual processes and problem solving.

Subjects covered include: plaster mixing, exploring through materials/visual research, clay, plaster and silicone mould making, 2D/3D drawing processes for ideas development, visual research, generating ideas using notebooks, experimenting with materials. Students are expected to generate their own subject material for project work and with the support of the tutor evolve sustainable self-directed projects from this.

### Learning outcomes:

On completion of the course students should be able to:

- Identify appropriate technical processes and apply conceptual skills necessary for the realisation of individual projects,
- Select appropriate research material for project work,
- Experiment with materials and resolve problems through process,
- Illustrate the progress of their ideas through the use of notebooks and sketches,
- Produce a body of work for display,

### Entry requirements

Drawing skills, knowledge of modern and contemporary visual arts practice. Students should be familiar with using a notebook as a resource for ideas generation and development, be willing to experiment with materials and have a commitment to the development of a studio practice.

### Assessment

Assessment will be continuous and tutor lead, and students will present project work, preparatory material, notebooks, sketches and display their work for exhibition. Tutors will provide project briefs, and guidelines to students in advance. Students will present work for assessment at the end of the first term and present for final assessment at the end of the second term. Students who successfully complete the course learning outcomes will be awarded. 80% attendance is required to complete the course successfully.

*Class size: 15*



2/10/10  
LION 105

Maddy,





## AC E EMBROIDERED TEXTILE DESIGN

**Tutors:** Rose Mary Cullen, BDes, MA.

---

**Course fee:** €440

---

**Day:** Thursday

---

### Entry Requirements

Students should have;

- A basic knowledge of embroidery techniques having completed the Introduction to Embroidered Textile Design or similar course.
- An understanding of research methodologies and an ability to research, record and develop ideas through a visual notebook.
- Good time-management skills and commitment to self-directed learning.

### COURSE CONTENT

This 22 week course offers students an opportunity to develop technical and design skills and to expand their knowledge of contemporary embroidery. Practice based tutorials and demonstrations will consider embroidery techniques, their application and exploration. Throughout the course tutors will, through individual tutorials and structured presentations, provide an overview of embroidery from a historical and contemporary perspective placing it within the context of art and design practice. Students will be encouraged to contextualise their own work within the broader context of embroidery by referencing other artists and designers. This course is divided into three modules.

#### 1. Visual investigation and research

As an ongoing part of the course, students will be required to develop a visual notebook documenting ideas, processes and outcomes. Tutors will define the functions of a notebook and through examples, demonstrate various processes that can be used in its creation. The notebook should demonstrate the progress of an idea through the documentation of visual information (drawing, photography, collage, sampling etc.).

#### 2. Technical Skills Project

Students will produce a technical library of stitches based on demonstrations during the course. The students will create samples, which explore stitches in their purest forms and in their creative interpretation. These samples will be created through the exploitation of stitches by varying scale and density and by the exploration of various source materials and threads.

This technical library will provide reference points for further work.

#### 3. Personal Project

Based on the previous two assignments students will be required to select elements to develop a project for a design or art outcome. Students will apply appropriate techniques to execute and present a finished piece or body of work for assessment. They will also be required to continue the development of the visual notebook throughout this module, introducing support studies and related references as well as the visualisation of their finished piece/product in context.

#### Learning outcomes:

On completion of this course the student will be able to:

- Demonstrate a range of embroidery techniques.
- Document and develop visual research, ideas and technical knowledge through notebooks.
- Apply appropriate design principles, methods and techniques to translate visual information from notebooks, drawings and other source material into embroidery based art and/or design outcomes.
- Develop an awareness of the applications of both contemporary and traditional embroidery in art and design.
- Generate and present a coherent body of work for display.

#### Assessment

Students will undertake two assignments for assessment, one in the first term and another at the end of the course. Students will present notebooks, technical samples and a body of work for assessment.

*Class size: 11*

AC07

**MATERIALS, TECHNIQUES  
AND LANGUAGE OF PAINTING****Tutors:** Ken Donfield, Dip Fine Art.**Course fee:** €415**Day:** Friday**Duration:** Tutor contact hours: 55 hours  
Self directed learning: 66 hours**COURSE CONTENT**

This course will be of interest to students who are committed to establishing a studio practice, while fostering a personal approach to art making. The twenty-two week course concentrates on expanding technical skills and knowledge of painting processes, while developing a professional approach to studio practice. Students will undertake two projects in each term and will be expected to bring their own source material for certain projects.

The course programme includes research drawing, from observed and imaginative sources, using a variety of wet and dry media. This class will guide students in responding to and interpreting visual qualities of light, mass and texture, focusing on the understanding and application of colour theory and picture composition. Students will investigate essential painting techniques and processes including, mark-making, preparation of the painting surface, and the addition of painting mediums to alter the characteristics of paint. Students may work in watercolour, acrylic and/or oil paints, and will be encouraged to explore paint for its expressive quality, addressing concepts of abstraction and representation.

The research process will require visits to the library and contemporary galleries and museums. Students will document the evolution of their work, by recording ideas, research, problem solving and resolution. Through participation in; group and individual reviews and critiques, students will develop their visual vocabulary and be able to locate their work with reference to contemporary visual arts practice.

**Learning outcomes**

On successful completion of this course students should be able to:

- Define colour theory and apply this knowledge to project work,
- Engage with and resolve formal painting problems as part of a project,
- Apply a variety of water and oil based paint media, primers and supports,
- Select and investigate appropriate source materials for project work,
- Discuss their work in the context of studio critiques and project reviews.
- Present a body of work for display,

Assessment is continuous and tutor led. Assessment will take place at the end of the first term and at the end of final term. Tutors will provide students with briefs for assignments and information on dates/times of assessment and give feedback on students progress. In order to successfully complete the course students will need to attend 80% of the time.

*Class size: 16*

**Tutors:** Felicity Clear, BA, MA. / Jackie Duignan  
BA, MA / Tadhg McGrath, BA, MA.

**Course fee:** €415

**Day:** Monday

### Entry Requirements

This course is suited to individuals who are interested in establishing a studio practice in painting and are familiar with contemporary developments in fine art. Students attending this course should have basic drawing and painting skills. Students will be introduced to the language and techniques of painting and will be encouraged to experiment with materials. Students will be encouraged to undertake research and develop material for self-directed project work.

### Criteria

Students applying should:

- have several years of drawing and painting experience
- have experience in using notebooks as a resource for recording and generating ideas
- be willing to experiment with a variety of drawing and painting materials
- have a knowledge and interest in contemporary visual arts practice
- be committed to developing of a studio practice outside the class

### COURSE CONTENT

This course is project based, focusing on research and experimentation processes within contemporary painting and drawing practice. Students will work through two projects in the first term and another two in the second term. These projects will concentrate on the exploration and honing of technical processes, and the development of conceptual and critical skills. For certain self-directed projects students will be expected to provide their own subject matter and source material. The course will further assist students in discovering and exploring themes and images of personal significance with command and clarity.

Central to the learning process and course programme are explorations with drawing, colour and scale. Studio work will involve drawing from a variety of source material (observed and invented), with numerous wet and dry media. The course will focus on the understanding and control of colour, and on the expressive application of acrylic, oil, and watercolour paint. Students will be challenged to experiment

beyond existing boundaries, considering the possibilities offered by the appropriate manipulation of colour, light, form, scale and surface. The research process will require visits to the library and contemporary galleries and museums. Students will document the evolution of their work, by recording ideas, research, problem solving and resolution in their notebooks. Critiques will encourage the interpretation and discussion of one's own work, and the work of other students and artists.

This course includes practical demonstrations, lectures, critiques, individual and group tutorials, library research and gallery visits. Students will present project work, preparatory material, notebooks and sketches for assessment, and will be expected to create a cohesive body of work related to a specific theme by the end of the course.

### Learning Outcomes

On successful completion of the learning outcomes students should be able to:

- Define colour theory and apply this to project work,
- Engage with formal and conceptual problems as part of a project,
- Experiment and use competently a variety of water and oil based paint media,
- Select appropriate research materials for project work,
- Write a project outline and build a coherent body of work,
- Present a body of work for display.

### Continuous Assessment

Assessment will take place at the end of the first term and a final assessment at the end of the course. Students will present their studio work including sketches, notebooks, and body of work for critical review and presentation. 80% student attendance is a course requirement if students are to achieve the learning outcomes successfully.

*Class size: 16*



AC09  
CERAMICS

**Tutors:** Brigitta Seck, MA.

---

**Course fee:** €460

---

**Day:** Wednesday

---

### Entry Requirements

Students should have a basic knowledge of ceramic materials and processes and a willingness to experiment. Basic drawing skills and an interest in modern and contemporary visual art practice is useful.

### COURSE CONTENT

This course is structured around a series of demonstrations and project work covering the full spectrum of 3D design methods. Advanced methods for building, joining and manipulating clay, surface treatment including texture and colours as well as glazing and firing processes are covered.

The first term will have an emphasis on furthering technical and material skills as well as visual research methods. Subjects covered include a variety of building techniques such as coiling, slab work, mould making and slab moulding, sculptural building, surface decoration through creating textures, painting with oxides and coloured clay as well as various printing techniques onto clay.

As the course progresses students will be encouraged to engage with more self generated subjects and incorporating this into their making. Students will engage in research of personal source images and contemporary ceramic practice, drawing, experimentation with materials. Students are required to develop their visual notebook on a continuous basis.

Subjects covered include, exploring a variety of clays, making and use of moulds, building and glazing techniques, 2D/3D drawing processes for idea development, generating ideas using the notebook, experimentation with materials. Teaching strategies include; tutor led demonstrations, student presentations, critiques and discussions.

### Learning outcomes

On successful completion of this course students should be able to:

- Apply experimentation and research methods to the development of ideas
- Respond to and interpret a brief creatively
- Select and utilise appropriate materials, techniques and methods suited to the design process and project work
- Record work stages using drawing and photography in notebook
- Produce a body of work for display

Assessment will be continuous and tutor led with group critiques to review process throughout the course. Students who want to undertake assessments will need to present assignments and attend 80% of the course and undertake additional work such as research outside of class contact time.

*Class size: 10*

## AC10 PRINTED TEXTILE DESIGN

**Tutor:** Mel Bradley, BDes, MA.

**Course fee:** €475

**Day:** Monday

### ENTRY REQUIREMENTS

Students should complete an introductory course in textile printing prior to entry, have basic drawing skills and know how to use a notebook for research purposes.

### Course Duration

This course involves approximately 52 hours of tutor contact time and additional self-directed learning outside of class time. Students will attend one evening a week (6:30 – 9pm) for 21 weeks.

### Printed Textile Design

The course is suited to individuals who have completed an introductory textile-printing course with CEAD or a similar third level or further education body.

This module provides students with an understanding of design concepts, printing processes and technical skills. Through project work students undertake visual research, and understand how to translate ideas from drawings, photography and notebooks into designs for textiles. Students will participate in a number of practical exercises and through this establish a personal technical vocabulary in the area of print.

### COURSE CONTENT

The course provides students with the opportunity to learn skills and develop their knowledge of and interest in textile print. The course will encourage students to build a library of research material that will be the basis of all their design work. This research will be collected over the course with each design brief. Students will be required to keep notebooks of visual research. They will be encouraged to use the college library, draw and use photography to build this research. Once the basic techniques of printing are mastered students will be encouraged to experiment and explore the endless possibilities of combining the various techniques in printed textiles.

Students will become familiar with approaches to printing, experiment with a range of materials used in textile design and develop their understanding of processes involved in printing their individual designs.

The course covers traditional and contemporary approaches to design and students will be required to undertake course work outside of class time.

Subjects covered:

- Colour theory,
- Fabric and fibre,
- Repeating pattern,
- Traditional and contemporary approaches to design,
- Exploring scale,
- Ideas and research development,
- Evaluating and selecting materials for project work,
- Printing processes,
- Developing and sustaining ideas through to completion,

Health and safety processes will be covered and students will be given a demonstration of appropriate approaches in the use of equipment. A tutor and technician will be in attendance throughout the course.

### Learning outcomes

On completion of this course the students should be able to:

- Demonstrate the use of dyes and pigments within the printing process,
- Demonstrate a working knowledge of the textile printing process,
- Establish a research process suitable to printing and design,
- Translate ideas and research materials into designs suitable for the fashion or interior markets,
- Understand fibre and fabric
- Respond to a design brief creatively and resolve problems
- Apply techniques of textile print in a creative and experimental way,
- Present a body of work for assessment/display,

Assessment will be continuous and tutor led with assignments in term 2.

*Class size: 12*

## AC11 JEWELLERY DESIGN

**Tutor:** Erika Marks, BA. ANCAD

**Course fee:** €455

**Day:** Monday

**Duration:** 21 weeks

The course will include visual research projects and demonstrations in various techniques and processes, building to a more comprehensive familiarity with materials and the subject. The course involves students in a series of practical studio based projects, which aims to extend their knowledge of techniques and develop their understanding of jewellery design. Through tutorial and demonstration students are supported to explore the materials and ideas involved in designing and making contemporary jewellery.

### ENTRY REQUIREMENTS

This course is suited to: individuals who have already completed an intermediate course in jewellery design (with CEAD or similar), or have at least one years' experience of working directly with metal, and want to progress their ideas and skills through a series of exercises and projects. Students should already have acquired basic metalworking and drawing skills, and have an understanding of visual research processes.

Basic jewellery techniques students are expected to be familiar with prior to entry include: piercing, use of pliers, filing, emerying & soldering. A willingness to experiment with materials and an interest in a contemporary approach to jewellery design is important.

### COURSE CONTENT

In this course students will concentrate on developing ideas, experimenting with materials and visual research processes used in creating individual objects and artefacts. Thematic projects will encourage students to investigate a range of techniques and ways of exploring materials and ideas related to jewellery design.

### Project 1

Students will undertake a project to develop their visual research skills and understanding of the design process. This will include a tutor presentation of different contemporary approaches taken to analysis and design. The use of library facilities, websites, and gallery/museum visits will all be encouraged, as will be the exploration of found materials and different historical and social concepts, many of which inform contemporary design. Following successful completion of the first project students will build on their experience, moving on to experiment with materials, both alternative and traditional. Before the end of the term students will have outlined their own brief for the main project to be completed in term 2.

### Project 2

Students will start the term with their own Project Brief, which they will develop and refine, with guidance from the tutor, bringing the project to a conclusion by the end of the course. It will involve submitting finished artefacts. Subjects covered in this term will be in direct response to students' individual exploration and research, and could include; different marrying /joining techniques such as: rivetting, refinement of soldering, folding; also some casting, patination, cutting and finishing of alternative materials, felting...

### Learning Outcomes

- Originate an idea and develop ideas through research,
- Document and record the research process using notebooks, drawings,
- Refine a design and follow it through from conception to production,
- Select appropriate materials suited to the design process,

As part of the course students should undertake visits to galleries/museums etc. independently, in their own time. Students are encouraged to explore all materials they can think of, as the intention is to approach the subject of jewellery design with an open mind.

Assessment: Students will present project work in semester one and at the end of the course, which will be assessed by the course tutor. Final assessment at the end of the course will include an external assessor. Students will present evidence of their research activities in the form of technical and visual notebooks, drawings and finished artefacts.

*Class size: 14*





## AC12 BRONZE-CASTING AS A SCULPTURAL PROCESS

**Tutor:** Vivian Hansbury

---

**Course fee:** €475

---

**Day:** Thursday

---

**Duration:** 22 week course, a minimum of 55 hours tuition and as many hours of self-directed learning.

---

This course would be of interest to students who want to extend their knowledge of bronze-casting techniques and sculptural processes. Through demonstration, and project work students can develop ideas from initial stages, through design processes, to final construction phase. The course involves tutor led demonstration, workshop presentations and visiting lecturers. Students may consider taking complementary modules such as AC06 or AC02 either as a follow on or in conjunction with this course.

### ENTRY REQUIREMENTS

This module is suitable for students who have completed an introductory course in bronze-casting with CEAD or those who can demonstrate relevant knowledge, skills and experience of art and design. Students considering this course should have an interest in modern and contemporary visual art practice, have acquired basic drawing skills and know how to use visual notebooks for documentation and ideas development. An interest in experimentation is important for those students taking assessment.

### COURSE CONTENT

Subjects covered include: technical demonstrations, bronze-casting techniques, waxwork, mould making, sculpture construction, metal finish, patina, selection and display of work for exhibition. Students will be encouraged to engage in discussion and experimentation throughout the course.

**Term 1:** It is expected students will undertake projects set by the course tutor, which includes; researching and developing themes, ideas, research development, incorporating techniques covered during demonstration sessions and presenting individual project work for feedback.

**Term 2:** With the support of the course tutor, students should develop a personal project, which they will bring to a conclusion and present for display. The second term will include tutor led discussion and presentation on; display, exhibition of work and application for group shows. Students are expected to manage their learning goals within the time set for the course. Also students are expected to undertake additional self-directed study outside of course time.

### Learning Outcomes

On successful completion of this module students should be able to:

- Demonstrate a range of techniques used to create forms,
- Illustrate the progress of ideas through the use of notebooks and sketches,
- Extend their knowledge of bronze casting techniques,
- Experiment with materials and solve problems through process,
- Plan a research project,
- Present a body of work for display.

### Assessment

The course involves continuous and summative assessment, with students presenting project work at the end of the first and second term. Students will present research drawings and visual notebooks as well as finished bronze work or small series of works for display.

*Please note: There is an additional cost for casting of bronze work.*

*Class size: 12*

ACVC

## PART TIME AUDIT-CREDIT MODULE IN VISUAL CULTURE

Course co-ordinator:

Fiona Loughnane, Dip.Fine Art, BA, MA.

Course fee: €335

Day: Thursday

### Who is this course for?

This twenty-one week course is available part-time to students who already have a general knowledge of the history of art and design, and have an interest in expanding their understanding of twentieth century art, design and visual culture. The course involves analysis of visual images, library research and group based discussion. This module is mandatory for students who want to complete the certificate in visual art practice and progress. *One hour lecture followed by seminars.*

### COURSE CONTENT

The programme will focus on; approaches to art and design history, examine key moments in modernism, and consider themes and concerns within contemporary visual culture. The course will primarily focus on developments in the twentieth century but some historical material is also covered. It will show how modernity influenced visual culture and cover the development of new mediums such as lens based technology and cultural institutions within the modern era. The course will provide students with an opportunity to develop their knowledge of visual culture through observation, research and analysis of visual material and key texts. Individuals who wish to become familiar with current discourse, the language and ideas underpinning contemporary visual culture, will find this course relevant.

Students who opt for assessment will be required to attend tutorials and submit a written assignment.

### Histories

- 1) What is Art History?
- 2) What is Design History?\*
- 3) Some Recent Approaches to Art History
- 4) What is Visual Culture?

### Society

- 5) Realism, Modernism and Modernity in 19th century art
- 6) Industrialisation and the rise of Modernist Design
- 7) Realism, Modernism and the emergence of the new Irish State
- 8) Women, Modernism and Irish Society

### Place/Space/Environment

- 9) The theme of Landscape in Visual Art,
- 10) Land Art
- 11) Green Design\*
- 12) Visit to a gallery/exhibition

### Technologies

- 13) The Photograph as Document
- 14) The Photograph as Art
- 15) The Digital Image and Video Art

### Identities

- 16) Issues of Identity in Contemporary Art
- 17) Local, National and Global Identity in Contemporary Art
- 18) Fashion and Identity

### Display

- 19) The Neutrality of the Museum Display
- 20) The Display of Modern Art
- 21) Display, Spectacle and Consumer Society

### Learning Outcomes

On successful completion of this module students will be able to:

- Describe the key theories and ideas that inform art, design and visual culture in the modern period.
- Outline a variety of theoretical and methodological tools that can be applied to the study of art, design and visual culture.
- Show insight into the nature of museum display
- Critically analyse an artwork using a variety of criteria including: the social context in which it is created; the cultural meanings it embodies; the style of the work and the intentions of the artist/designer.

**AC Visual Culture course will take place between 6.30 – 8.30pm this includes a short break.**

**Students intending to take assessment will be required to complete one written assignment.**

**Group tutorials (1 hour x 2 sessions from 5.30 – 6.30) on research and writing essays will take place in term 1 and term 2.**



**PayPal now available for NON CREDIT and AUDIT CREDIT courses**



Please reference **CEAD** in all payments

(please note: you will need to complete and send an application form as in the past)



# Non Credit Short Courses

## FINE ART: DRAWING & PAINTING

<b>D/P 101</b>	Berni Markey	Monday
<b>Drawing From Life</b>	<b>INTRODUCTORY</b> +	
Course Fee €190		16 Students

This 11 week beginner's life drawing course is designed to develop student's observational drawing skills. Exercises will cover the main areas of; looking, hand/eye coordination, pacing a drawing, and handling media. This beginners drawing course is an excellent foundation for those who wish to progress to further studies in art and design.

Over the semester students will address basic anatomy and proportions. They will consider structure with reference to the skeleton, use 'sighting' to compare angles to vertical and horizontal and 'negative shapes' and units of measure to address shape and composition. Students will learn to make drawings with feeling and understanding by working loosely and broadly and pacing their drawings well. To this end they will explore 'gesture drawing', tonal rubber drawing, 'mark making', drawing with media on a long stick and 'cross contour' drawing. A range of wet and dry tonal and colour media will be explored.

Group based as well as individual tuition is provided throughout in an environment that encourages learning. Visual aids and demonstrations also feature, as students consider the work of established artists. At the end of the course, the process of selection and presentation of work is addressed. The work produced on this course can be included in a portfolio to show drawing skills and experimentation with methods and materials.

This course is repeated in January 2016 .

<b>D/P 102</b>	Kenneth Donfield	Wednesday
<b>Painting; Landscape and Cityscape</b>	<b>INTRODUCTORY</b> +	
Course Fee €375		16 Students

This course is suitable for beginners who are interested in working with watercolours, acrylics or oils and wish to develop skills in drawing and painting landscape and cityscape.

The tutor will provide instruction in drawing and painting techniques including traditional and contemporary approaches.

Students are encouraged to develop their ideas however they can also work from drawings or photographs of landscapes, townscape or cityscape.

The course commences with drawing exercises and students will be encouraged to develop their drawing skills using a range of materials including charcoal, pastel, in order to enhance your understanding of tonal values. The tutor will demonstrate different painting techniques and facilitate students understanding of each technique and the properties of different media being used. Demonstrations will be supported with presentations of key established artists from Irish and European traditions of landscape painting.

<b>D/P 103</b>	Mary Burke	Thursday
<b>Drawing and Colour Studies : Introduction</b>	<b>INTRODUCTORY</b> +	
Course Fee €365		16 Students

This course will provide an introduction to drawing and working from observation. Through a series of projects students will be given instruction in composition, proportion, tone and texture. Colour mixing and colour theory will form an integral part of the course programme. Over the 22 weeks students will be introduced to a wide range of drawing and painting materials. The aim is to provide students with the necessary skills and confidence to continue working on their own and/or to progress with their art education to other courses within the CEAD programme.

<b>D/P 105</b>	Kenneth Donfield	Thursday
<b>Drawing and Painting the Figure</b>	<b>INTERMEDIATE</b> 🚫	
Course Fee €375		16 Students

Students for this course should have at least a rudimentary knowledge of drawing. This course will allow for sustained perceptual concentration, with freedom to experiment and revise. The course begins with a series of studies, using a variety of poses, exploring tone, light, space, composition and pictorial structure. Students shall be encouraged to work in a broad and diverse manner. There shall be slide shows of figurative artists from past to present. There will also be group discussions and critiques. All media from pencil, charcoal, pastel, oil paint and mixed media may be explored. Technical support and instruction will be given on materials, their values, properties and how to apply these to a surface. Through observation and understanding of the many contemporary approaches to working from the human figure, students will enhance their ability and knowledge of working in the life studio.

<b>D/P 106</b>	Susanne Mahon	Thursday
<b>Techniques of Watercolour</b>	<b>INTERMEDIATE</b> 🚫	
Course Fee €365		16 Students

This course is designed for students who have knowledge of working with watercolours and who wish to explore the discipline and techniques in greater depth. Students will be encouraged to use the medium to its full potential and perhaps move away from the traditional watercolour teachings by incorporating them with other mediums, for example gouache, ink, chalk pastel. Sketching and drawing will also be incorporated into the course. Students will be expected to keep notebooks to record their experiments for reference as well as ideas, which they may like to explore in the future. The aim of the course is to encourage experimentation and exploration of ideas whilst aiming to produce a number of works, which will be summated for the CEAD exhibition at the end of term. There will be numerous demonstrations on techniques and styles.

<b>D/P 107</b>	Paul MacCormaic	Wednesday
<b>Painting Processes</b>	<b>INTERMEDIATE</b> 🚫	
Course Fee €375		16 Students

**Aims:**

- To equip students with a set of skills that will enable them to tackle any subject matter in paint.
- To understand the possibilities and limitations of acrylic and oil paint, their advantages and disadvantages
- To increase powers of observation. At least 50% of art production is just looking. Students will be encouraged to observe colour, line and shade analytically.
- To immerse students in contemporary painting practice and have them thinking about their own work in that context.

This course is for individuals who have completed an introductory drawing/painting course with CEAD or with another college of further education. This course is not suited to beginners. Students will develop a personal vision through visual research, the use of a sketchbook, drawing and painting. Process and ideas development will be emphasised in preference to 'finishing' or polished works.

Students will be encouraged to develop ideas and establish an understanding of process through a series of exercises and project work. The tutor will provide tutorials on techniques and materials and will involve students in approaches to studio practice involving experimental ways of realising concepts. Projects include, responses to advertising imagery, popular culture, the built and natural environment, mixed media, perspective, abstraction of natural motifs, techniques such as glazing, sgraffito, spraying, pouring and under and over painting.

## FINE ART: PRINTMAKING

---

**P/202** Elaine Leader Tuesday
**Printmaking****– Etching and Carborundum** **INTERMEDIATE** Ⓢ

Course Fee €445 11 Students

This course is suitable for students who already have experience in etching techniques and knowledge of the processes involved. The course will provide an opportunity for students to further develop their skills and abilities in making prints. Through a series of exercises in a range of techniques and processes, students will be encouraged to advance their own work and interests. Subjects covered include etching, drypoint and carborundum. Through individual tuition, demonstration of techniques and discussion of ideas, students will be encouraged to advance their creative potential and develop their visual awareness.

---

## FINE ART: SCULPTURE

---

**S/302** Vivian Hansbury Wednesday
**Constructing Sculpture through Bronze Casting****INTRODUCTORY** Ⓢ

Course Fee €470 12 Students

plus additional fee of approx €165 per person for casting bronze work using professional casting facility

---

This 22 week course is suitable for students with art and object making experience or knowledge of design. It will provide students with an introduction to technical skills in bronze casting and in sculptural construction. At the end of the course students will have an understanding of the bronze casting process and be able to construct from start to finish a bronze sculptural form. The course will provide an introduction to bronze casting, and students will work in a foundry /studio to produce original work. Subjects covered include, bronze casting techniques, wax work, silicone, investment, mould making using clay, metal finishing, and patination. The course will concentrate on technique and work practice and students will learn the process through direct involvement in their own work.

---

**FINE ART: MEDIA**

<b>V/C 404</b>	Rhoda Cunningham	Monday
----------------	------------------	--------

<b>Photography</b>	<b>INTERMEDIATE</b> ⚡
--------------------	-----------------------

Course Fee €425	10 Students
-----------------	-------------

During the 21 week course students are encouraged to explore 3 projects. This gives students of varying interests the chance to pursue photography in areas that are most relevant to them and to develop the skills that they feel necessary to achieve these goals. In tandem with this project/workshop approach students are introduced to the history of photography, studio skills, darkroom techniques and greater camera control. There is also an opportunity for students to explore a pinhole photography project. Amongst the theoretical and appreciation topics discussed are: history of photography; portraiture and landscape, architectural and fine art, commercial and travel photography. Students are referred to photographers and other artists who may be of interest with respect to their individual projects. At the end of the course students will have deepened their knowledge of photographic techniques and be more independent in their approach to a chosen subject.

This course is suitable for students considering the Certificate in Photography and Digital Imaging (PDI)

**DESIGN: CERAMICS, GLASS AND METALS**

<b>C/D501</b>	Erika Marks	Tuesday
---------------	-------------	---------

<b>22 week Jewellery Skills</b>	<b>INTRODUCTORY</b> ⚡
---------------------------------	-----------------------

<b>Introduction</b>	
---------------------	--

Course Fee €425	14 Students
-----------------	-------------

The principal aim of the course will be the student gaining fluency at using basic tools such as a saw-frame, pliers, soldering torch etc., enabling them to approach different aspects of jewellery making with growing confidence, thereby allowing their creative side to have an outlet.

Once the basic techniques have been introduced, students will be encouraged to practise and improve skills by designing their own pieces, experimenting while still working within their abilities. Students will be shown examples of finished work that demonstrates different applications of the techniques they are acquiring. Students will be encouraged to source material for personal design inspiration. Discussion will be had with each student about the practical nature of their designs and appropriate direction and advice given as necessary.

Specific safety instructions will be given during demos as each new piece of equipment or tool is covered. A kit of basic consumable supplies will be available for purchase at the beginning of the course.

<b>C/D 503</b>	Patricia Plunkett	Tuesday
<b>Stained Glass</b>	<b>INTRODUCTORY</b> +	
Course Fee €525		10 Students

This course provides tuition in the basic techniques of stained glass i.e. glass-cutting, foil work and lead work, also 3-D work, planters and lamp shades etc. Students will be encouraged to undertake their own individual projects, developing design concepts and making an individual stained glass work. A limited selection of materials can be purchased on the course.

<b>C/D 505</b>	Patricia Plunkett	Thursday
<b>Stained Glass</b>	<b>INTERMEDIATE</b> +	
Course Fee €490		8 Students

This course is for those who already have experience in Stained Glass craft work. It aims to increase students understanding of an approach to designing and undertaking material pieces of work. There will be an emphasis on design and the development of more advanced techniques using the equipment of the Glass Department. Each student will be encouraged to undertake his or her own individual projects throughout the course.

- Increase students awareness of their ability in design through set projects
- Build individual students confidence in how to approach a design and develop a design concept through project based work
- Increase students research techniques

## DESIGN: VISUAL COMMUNICATIONS

<b>V/C 507</b>	Alastair Keady	Wednesday
<b>Type and Image</b>	<b>INTRODUCTORY</b> +	
Course Fee €430		9 Students. 18:45 till 21:00 * from October 8 <sup>th</sup>

### Course Content

- Visual communications and the creative process
- What is graphic design? Typography – theory and function
- Type, image, visual literacy, organisation and composition
- Developing problem solving strategies
- Developing an understanding of print materials. An examination of paper and the form, function and tactile nature of printed material

Series of graphic design foundation lectures, with associated practical homework exercises (outcomes critiqued in the following week):

1. What is Graphic Design?
2. Point, Line, Plane
3. Rhythm and Balance
4. Scale and Texture
5. Colour and Tone
6. Visual Hierarchy
7. Typographic Anatomy and Expression
8. Typesetting for Display and Body Copy
9. Macro and Micro Typography
10. Strategies and Techniques for Image-Making
11. Creative Strategies; Visual Rhetoric, Wit, Metaphor, Syntax, Semantics
12. Creative Strategies; Mapping Concepts, Happy Accidents
13. Design in Context; Know your Audience and Medium
14. Production Processes; Reprographics and Print
15. Grids, Templates and Stylesheets

From class 9, an ongoing parallel practical exercise, producing a suite of designed elements, will run up until the final class. Progress and refinement on this exercise will be continually assessed

<b>V/C 508</b>	Mary Plunkett	Tuesday (Semester I)
<b>Letterpress Printing</b>		<b>INTRODUCTORY</b> Ⓢ
Course Fee €280		8 Students

This course will cover the basic techniques of letterpress printing: type setting with metal and wood type, locking up for print, registration, lino cut, multiple colour relief printing and producing short editions using a proofing press. The eleven week programme, offers a fantastic opportunity to gain access to Distillers Press, the only working letterpress facility in third level education in Ireland. Those with experience in graphic design / typography / print may find the course particularly interesting but prior knowledge of design is not required. The course will begin with an induction to the workshop, an overview of letterpress printing with examples of artists' & designers' work, an explanation of hand setting and an introduction to the use of the press. A number of short projects will follow, to explain the processes and then participants will be encouraged to create their own work under supervision. This can take the form of small editions of prints, posters, simple books, cards or stationery. The course will provide an excellent overview of the processes and materials involved in letterpress printing. A certain amount of quality paper will be provided to begin the course and then additional sheets may be purchased as it progresses.

Course duration: 11 weeks

<b>V/C 509</b>	Mary Plunkett	Tuesday (Semester II)
<b>Letterpress Printing</b>		<b>INTERMEDIATE</b> Ⓢ
Course Fee €250		8 Students

This ten week course is aimed at those who have completed the introductory course or have experience with setting metal and wooden type. Those individuals with a background in graphic design / typography / print / literature may find this course particularly interesting. This course offers an opportunity to access the Distillers Press and its fantastic collection of over 500 cases of wood and metal type. Participants will build on the basic techniques of hand setting and with tutor guidance, undertake research and work on one large project or set of small projects. This limited edition could take the form of prints, posters, booklets or cards and can involve typography or illustration or a combination of both.

Projects will be suggested but participants will also be encouraged to research and develop individual work under supervision. As well as typography-based projects, participants can make use of other relief methods such as printing from lino cut and digitally designed plates, as well as printing with multiple colours and hand inking.

The course will provide an excellent overview of the; processes and materials involved in letterpress printing, and offers the participant a chance to develop a larger project over time. Participants can research their own paper stocks or suitable sheets may be purchased from Distillers Press as the course progresses. An archive of previous work made in Distillers Press may be viewed on the website [www.distillerspress.com](http://www.distillerspress.com)

Course duration: 10 weeks



## DESIGN: FASHION AND TEXTILES

---

**D 603** Rosemary Cullen, Tuesday  
**Embroidered Textile Design** **INTRODUCTORY**   
 Course Fee €250 10 Students

During this 11 week course, students follow a programme which aims to encourage the exploration of embroidered textiles in a contemporary way. An overview of historical and contemporary practice in embroidery will provide the framework for students to experiment and explore stitch. Classes will focus on experimenting with a range of hand and machine stitch techniques, ways of manipulating fabric and the use of alternative materials as surfaces on which to stitch. Students will be encouraged to develop their own project with the assistance of the tutor using the techniques developed during the course. A materials list will be distributed before commencement of the course.

---

## PRE THIRD LEVEL COURSES

---

**PR/701** Michael Lyons  
**Friday 5.00 – 9.00pm,**  
**17 weeks, 4 contact hours per week.**  
 commencing September '15 and finishing January '16  
 Course Fee €410 16 Students

### Portfolio Preparation

This intensive seventeen-week course is designed to aid school leavers and mature students interested in developing a portfolio for entry to third level art and design education. Students will be encouraged to develop their ideas through research and working on personal projects. Subjects covered include, drawing from observation, ideas development, collage, colour work, basic printing and developing a personal project. This is a preparatory course, students should not assume that attending this course will give them an advantage over others who wish to access the NCAD full-time programme.

---

## WEBSITE DESIGN & PROMOTION FOR VISUAL ARTISTS AND CRAFTSPEOPLE

---

Tutor: Niall Flaherty Monday

Tutor Contact Hours: 15 (5x3 hours)

Self directed learning: minimum of 12-15 hours

---

Course fee: €165

---

### Teaching and Learning Methods:

*Tutor-led with Lectures and Demonstrations*

This is a course for visual artists, designers and crafts people, who have a body of work they wish to display online and who want to produce a website from which they can maintain their portfolio and promote and sell their work.

This course will assist you in creating or improving your public face online by producing a visually appealing well constructed website portfolio.

Through lecture and demonstration, students have an opportunity to produce a dynamic, promotional website in line with recent social networking developments through which they can engage with an audience, promote themselves and sell their work. The course offers artists and designers a way to take control over the look and feel of your website without recourse to expensive web-design services or consultancies.

### INDICATIVE CONTENT:

- Setting up a content management system (Wordpress)
- Creating a website with Wordpress
- Cleaning and colour correction images
- Managing an online shop
- Adding your social networking tools to your site (Facebook/Twitter)
- How to promote your site via social networking and online services

Students who are considering this course should have knowledge and skill as outlined below and have access to the stated facilities independently outside of the course.

### LEARNER REQUIREMENTS:

- learners will require their own laptop with wifi internet
- competency with computers and browsing the internet is essential
- a body of art, craft or design work for display on the internet
- learners must follow some selected reading and carry out some online tutorial work outside class time (approximately 30 hours)

Class size: 12

---





# CEAD Tutors

<b>MEL BRADLEY</b>	BDes, MA
<b>MARY BURKE</b>	BA Fine Art, MA Anthr, Dip. Painting, MA Digital Media Technologies
<b>FELICITY CLEAR</b>	BA, MA
<b>ROSE MARY CULLEN</b>	BA, MA
<b>RHODA CUNNINGHAM</b>	Cert Art Education, Dip Fine Art, BA Photography & Digital Imaging
<b>KENNETH DONFIELD</b>	Dip. Fine Art
<b>JACKIE DUIGNAN</b>	BA, MA
<b>BARBARA DUNNE</b>	Dip. Fine Art
<b>MARGARET FITZGIBBON</b>	BA, MA Fine Art
<b>NIALL FLAHERTY</b>	BA, MFA
<b>VIVIAN HANSBURY</b>	Dip. Fine Art, MA Fine Art
<b>MARY AVRIL GILLAN</b>	BA (Fine Art), MSc, HDip
<b>ALASTAIR KEADY</b>	BA, MA RCA
<b>ANNE MARIE KEAVENEY</b>	BA Fine Art, M Litt
<b>HELEN KILLANE</b>	BA, MA
<b>ELAINE LEADER</b>	Advanced Dip Fine Art Printmaking, Cert Multimedia
<b>FIONA LOUGHNANE</b>	BA, MA
<b>MICHAEL LYONS</b>	BA Fine Art, MA
<b>SUSANNE MAHON</b>	H Dip., BDes
<b>BERNI MARKEY</b>	BA Fine Art
<b>ERIKA MARKS</b>	ANCAD
<b>COLIN MARTIN</b>	MA
<b>PAUL MacCORMAIC</b>	BA History of Art, BA Fine Art
<b>TADHG McGRATH</b>	BA (Hons), MA
<b>BETH O'HALLORAN</b>	BA, MA
<b>MARY PLUNKETT</b>	BA, MA
<b>PATRICIA PLUNKETT</b>	Dip. Fine Art
<b>BRIGITTA SECK</b>	Dip., MA

# FREQUENTLY ASKED QUESTIONS

## HOW DO I BOOK?

Complete the appropriate application form attached to this brochure and send it to CEAD (NCAD, 100 Thomas Street, Dublin 8), together with a cheque for the full fee. **We take applications up until 7th September, 2015.** Thereafter check the college website to see what courses still have places available. Applicants wishing to apply for two separate courses must complete two separate application forms and submit two separate cheques. All applicants must be aged over 16 years.

Refer to the college website for further information about accredited courses [www.ncad.ie](http://www.ncad.ie)

## HOW CAN I PAY?

Payment should be made in full by postal order or bank draft, made payable to either CEAD or NCAD. This will be returned if you do not receive a place on your chosen course. PayPal is also accepted for Audit Credit and Non Credit courses. Cash, cheques or credit cards will not be accepted.

All payments MUST reference CEAD with the remittance information, otherwise we cannot guarantee a place on the course.

## WHEN WILL I KNOW IF I HAVE A PLACE ON A NON CREDIT COURSE?

All applicants will be notified by post as to whether or not they have received a place by 19th September 2015. If the course is oversubscribed and you do not receive a place your application and cheque will be returned in the post within a working week. Where a course is under subscribed students will have their full cheque returned.

## APPLICATION PROCESS

- Application form & monies secures place on a course.
- Once minimum numbers have booked a course is processed and (pink) receipts and student material lists issued by post.
- Receipts should be considered as confirmation of a place on a course.
- Cancellation at this stage will result in a financial penalty as outlined in Terms & Conditions.

## WHEN WILL I KNOW IF I HAVE A PLACE ON AN AUDIT/CREDIT COURSE?

Once audit/credit courses have reached the required numbers, students will then be sent confirmation and a receipt for fees in the post. Where audit-credit courses are under-subscribed students application and fees will be returned.

Some applicants are selected for a waiting list and will receive notice of this though it does not guarantee a place unless a cancellation occurs.

## HOW DOES THE ADMISSION SYSTEM OPERATE?

CEAD is committed to supporting students' learning and progression within education. CEAD offers courses at Introductory and Intermediate Level. Students are encouraged to progress within this structure. Subject to the number of places on autumn courses, priority will be given to those students who have already participated in a CEAD course at one level and who want to progress to an Intermediate course within the same discipline, for example from an Introductory fine art course to an Intermediate level fine art course. Students who want to repeat the same course or change discipline will return to the lottery system.

#### WHAT LEVEL COURSE WILL SUIT ME?

- start with an Introductory course if you are a beginner or if you have not attended a course at third level for many years
- Apply for an audit/credit course if you want to establish a studio practice in visual arts and can provide evidence of prior engagement with art and design beyond an introductory level.

Please note students applying for audit/credit or certificate courses need to complete a separate application form listed at the rear of this brochure

#### WHEN SHOULD I APPLY?

Applications for audit-credit courses are accepted from July until September 7th 2015 thereafter check with the office administrator to confirm places left on courses. Applications for non-credit interest only courses are accepted from August 1st until September 7th 2015 thereafter you can check with the office administrator to establish places left on courses.

#### HOW LONG ARE THE CONTINUING EDUCATION COURSES?

The majority of courses are either 21 or 22 weeks long, though some courses (Portfolio) are shorter, check the listing in this brochure to find out.

#### WHEN DO COURSES COMMENCE?

Semester I courses commence week of 21st September 2015

Semester II courses re-commence week of 4th January 2016

#### Bank Holidays

College closed Monday 26th October 2015

College closed Friday 1st January 2016

College closed Thursday 17th March 2016

#### Christmas Holidays

18th December 2015 – 3rd January 2016 (inclusive)

CEAD OPEN DAY Saturday 13th February 2016

11am – 2pm

#### WHAT TIME DOES MY COURSE START AT?

The majority of courses commence at 6.30 pm and finish at 9 pm

#### HOW MANY STUDENTS IN EACH CLASS?

Depending on the subject, the numbers vary from 8 to 16 maximum.

#### WHAT MATERIALS WILL I NEED?

Once you have been allocated a place on a course you will receive a materials list. Your tutor will also advise you in relation to materials. WHERE DO THE COURSES TAKE PLACE?

Courses take place on the main campus in Thomas St. Dublin 8, or in John St. West, five minutes away.

#### TERMS AND CONDITIONS

- Cancellation by you:

Cancellations and requests for transfer for any reason whatsoever from a course must be received in writing, are subject to a €30 administrative fee and are permitted up to two weeks before the start of a course. Cancellations and transfers less than two weeks before the start of a course are not permitted under any circumstances unless a substitute is found. If a substitute is found 80% of the fee will be refunded. Students who do not attend courses due to personal or professional commitments do not have the right to refunds or transfers.

- The college accepts no responsibility for any inconvenience caused by prior cancellation of courses or non attendance of models. The college reserves the right to cancel classes, change their location or substitute teachers should the need arise.

Car parking facilities are not available at NCAD.



## AUDIT/CREDIT COURSES (Certificate in Visual Art Practice)

SEMESTER I CEAD COURSES COMMENCE WEEK OF 21ST SEPT 2015

CODE	COURSE	TUTORS	DURATION	DAY	LOCATION	FEE (Credit)	FEE (Audit)
AC/02	<b>Drawing Processes and Visual Research Methods</b>	Berni Markey / Helen Killane	22 weeks	Tues	Thomas street	€415	€375
AC/03	<b>Drawing/Print/Mixed Media</b>	Anne Marie Keaveney / Barbara Dunne	22 weeks	Wed	Thomas street	€420	€375
AC/04	<b>Visual Language and Project Development</b>	Jackie Duignan	22 weeks	Thurs	Thomas street	€415	€375
AC/05	<b>Extending Your Visual Language</b>	Mary Burke	22 weeks	Wed	Thomas street	€415	€375
AC/06	<b>Sculpture and Drawing – Combining Techniques</b>	Vivian Hansbury / Margaret Fitzgibbon	22 weeks	Tues	Thomas street	€470	€415
AC/E	<b>Exploring Creative Embroidery</b>	Rosemary Cullen	22 weeks	Thurs	Thomas street	€440	€405
AC/07	<b>Materials, Techniques and Language of Painting</b>	Kenneth Donfield	22 weeks	Fri	Thomas street	€415	€375
AC/08	<b>Painting and Research Methods</b>	Felicity Clear / Colin Martin / Tadhg McGrath	21 weeks	Mon	Thomas street	€415	€375
AC/09	<b>Ceramics</b>	Brigitta Seck	22 weeks	Wed	Thomas street	€460	€430
AC/10	<b>Printed Textile Design</b>	Mel Bradley	21 weeks	Mon	Thomas street	€475	€435
AC/11	<b>Jewellery Design</b>	Erika Marks	21 weeks	Mon	Thomas street	€455	€420
ACVC	<b>Visual Culture</b>	Fiona Loughnane	21 weeks	Thurs	Thomas street	€335	€295
AC/12	<b>Bronze Casting as a Sculptural Process</b>	Vivian Hansbury	22 weeks	Thurs	Thomas street	€475	€455
<b>CONTINUING PROFESSIONAL DEVELOPMENT (CPD)</b>							
	<b>Website Design &amp; Promotion for Visual Artists and Craftspeople</b>	Niall Flaherty	5 weeks	Mon	Thomas street	€165	

## NON CREDIT COURSES

SEMESTER I CEAD COURSES COMMENCE WEEK OF 21ST SEPT 2015

### FINE ART

#### DRAWING & PAINTING

##### INTRODUCTORY

D/P 101	<b>Drawing from Life</b>	Berni Markey	11 weeks x 2	Mon	Thomas street	€190	
D/P 102	<b>2D Work Studio</b>	Kenneth Donfield	22 weeks	Wed	Thomas street	€375	
D/P 103	<b>Drawing and Colour Studies</b>	Mary Burke	22 weeks	Thurs	Thomas street	€365	

##### INTERMEDIATE

D/P 105	<b>Drawing and Painting the Figure</b>	Kenneth Donfield	22 weeks	Thurs	Thomas street	€375	
D/P 106	<b>Techniques of Watercolour</b>	Susanne Mahon	22 weeks	Thurs	John St West	€365	
D/P 107	<b>Painting Processes</b>	Paul MacCormaic	22 weeks	Wed	Thomas street	€375	

##### INTERMEDIATE

P/202	<b>Printmaking</b>	Elaine Leader	22 weeks	Tues	Thomas street	€445	
-------	--------------------	---------------	----------	------	---------------	------	--

### SCULPTURE

##### INTRODUCTORY

S/302	<b>Constructing Sculpture through Bronze Casting</b>	Vivian Hansbury	22 weeks	Wed	Thomas street	€470	
-------	--	-----------------	----------	-----	---------------	------	--

\*plus additional fee of approx €165 per person for casting purposes

### MEDIA

##### INTERMEDIATE

V/C 404	<b>Photography and Digital Imaging</b>	Rhoda Cunningham	21 weeks	Mon	Thomas street	€425	
---------	--	------------------	----------	-----	---------------	------	--

### DESIGN

#### CERAMICS, GLASS & METALS

##### INTRODUCTORY

C/D 501	<b>Jewellery Design Introductory</b>	Erika Marks	22 weeks	Tues	Thomas street	€425	
C/D 503	<b>Stained Glass</b>	Patricia Plunkett	22 weeks	Tues	Thomas street	€525	

##### INTERMEDIATE

C/D 505	<b>Stained Glass</b>	Patricia Plunkett	22 weeks	Thurs	Thomas street	€490	
---------	----------------------	-------------------	----------	-------	---------------	------	--

### FASHION, TEXTILES

##### INTRODUCTORY

D603	<b>Embroidered Textile Design</b>	Rosemary Cullen	11 weeks	Tues	Thomas street	€270	
------	-----------------------------------	-----------------	----------	------	---------------	------	--

### VISUAL COMMUNICATIONS

V/C 507	<b>Type and Image</b>	Alastair Keady	15 weeks *from October 8 <sup>th</sup>	Wed	Thomas street	€430	
V/C 508	<b>Letterpress Printing (Introductory)</b>	Mary Plunkett	11 weeks	Tues	Thomas street	€280	
V/C 509	<b>Letterpress Printing (Intermediate)</b>	Mary Plunkett	10 weeks	Tues	Thomas street	€250	

### PRE THIRD LEVEL COURSES

PR/701	<b>Portfolio Preparation Course</b>	Michael Lyons	17 weeks	Fri 5 – 9pm	Thomas street	€410	
--------	-------------------------------------	---------------	----------	-------------	---------------	------	--



CLOSING DATE FOR APPLICATIONS IS  
7 SEPTEMBER 2015

CEAD  
Continuing Education in Art and Design,  
National College of Art and Design,  
100 Thomas Street, Dublin 8  
Telephone 636 42 14  
Website [www.ncad.ie](http://www.ncad.ie)

NCAD is located a short distance from the  
City Centre, Hueston Station, IMMA and Luas,  
Bus routes 78, 78A, 123,

All students must complete and submit an application  
form to the CEAD office.

All payments **MUST** reference CEAD with the  
remittance information, otherwise we cannot  
guarantee a place on the course.

**Bank Transfers:**

Please quote 'CEAD' on the lodgement.

**NCAD Bank Details:**

Address: 85 St James St, Dublin 8  
Sort Code 90-08-77  
Account No. 78560622  
IBAN IE03 BOFI 9008 7778 5606 22  
BIC / SWIFT CODE: BOFIE2D

## APPLICATION FORM

INTRODUCTORY/AND NON  
CREDIT COURSES ONLY

Applicants applying for two separate courses must complete two separate application forms and two separate payments. Payment can be made by Postal Order or Bank Draft. PayPal is also accepted for Audit Credit and Non Credit courses.

Name

Address

Telephone (Day)

Telephone (Evening)

Email address

Date of birth (For statistical purposes only)

Occupation (For statistical purposes only)

### COURSE CHOICES

1st Choice Course Code

Course Title

2nd Choice Course Code

Course Title

11 weeks courses only – choose Semester 1 or Semester 2

Semester 1 (Oct–Dec)

Semester 2 (Jan–March)

List CEAD courses you have attended since 2012

I enclose my course fees in full

Amount €

All payments **MUST** reference CEAD with the remittance information, otherwise we cannot guarantee a place on the course.  
Bank payment details can be found on the back page of this brochure.

Payment method\* (please tick appropriate box)

Cheque

Postal Order

Bank Draft

PayPal

### OFFICE USE ONLY

Receipt No.

Amount

Refund

Date

# CERTIFICATE IN VISUAL ART PRACTICE – APPLICATION FORM

Credit Courses only

(Students applying for audit-credit courses should be 23 years of age at the time of application. Students taking assessment should note that additional details are required by the Higher Education Authority for statistical purposes.)

Title of course you are applying for \_\_\_\_\_

Course Code \_\_\_\_\_

Name (as on birth Certificate or passport) \_\_\_\_\_

Surname \_\_\_\_\_ First Name \_\_\_\_\_

Domicile (country of permanent address prior to entry to the programme of study) \_\_\_\_\_

Correspondence / Term address \_\_\_\_\_

\_\_\_\_\_

Nationality (as it appears on your passport) \_\_\_\_\_

DOB \_\_\_\_\_ PPS \_\_\_\_\_

Email address \_\_\_\_\_

Telephone (Day/Evening) \_\_\_\_\_ Mobile \_\_\_\_\_

Gender \_\_\_\_\_

Qualifications \_\_\_\_\_ Year of Award \_\_\_\_\_

Are you a returning NCAD Student? Yes  No

If yes, what is your NCAD Student number?

Are you a new NCAD Student? Yes  No

List previous CEAD courses you have completed in the last 3 years \_\_\_\_\_

\_\_\_\_\_

Do you use a sketchbook or notebook to record and develop ideas? Yes  No

List the materials and equipment you use most often to make your Art and or Design work \_\_\_\_\_

\_\_\_\_\_

Identify the sources of inspiration for your work \_\_\_\_\_

\_\_\_\_\_

\_\_\_\_\_

\_\_\_\_\_

State why you wish to participate in this course \_\_\_\_\_

\_\_\_\_\_

\_\_\_\_\_

\_\_\_\_\_

Do you intend to take assessment as part of this course? Yes  No

Course Fee (Students taking assessment and earning credit are required to pay the credit  amount.)

All payments MUST reference CEAD with the remittance information, otherwise we cannot guarantee a place on the course.

Bank payment details can be found on the back page of this brochure.

Registration closes for all accredited courses on October 19th 2015.

Full fee including registration and assessment

Cheque  Postal Order  Bank Draft  PayPal

## OFFICE USE ONLY

Receipt No. \_\_\_\_\_ Amount \_\_\_\_\_

Refund \_\_\_\_\_ Date \_\_\_\_\_